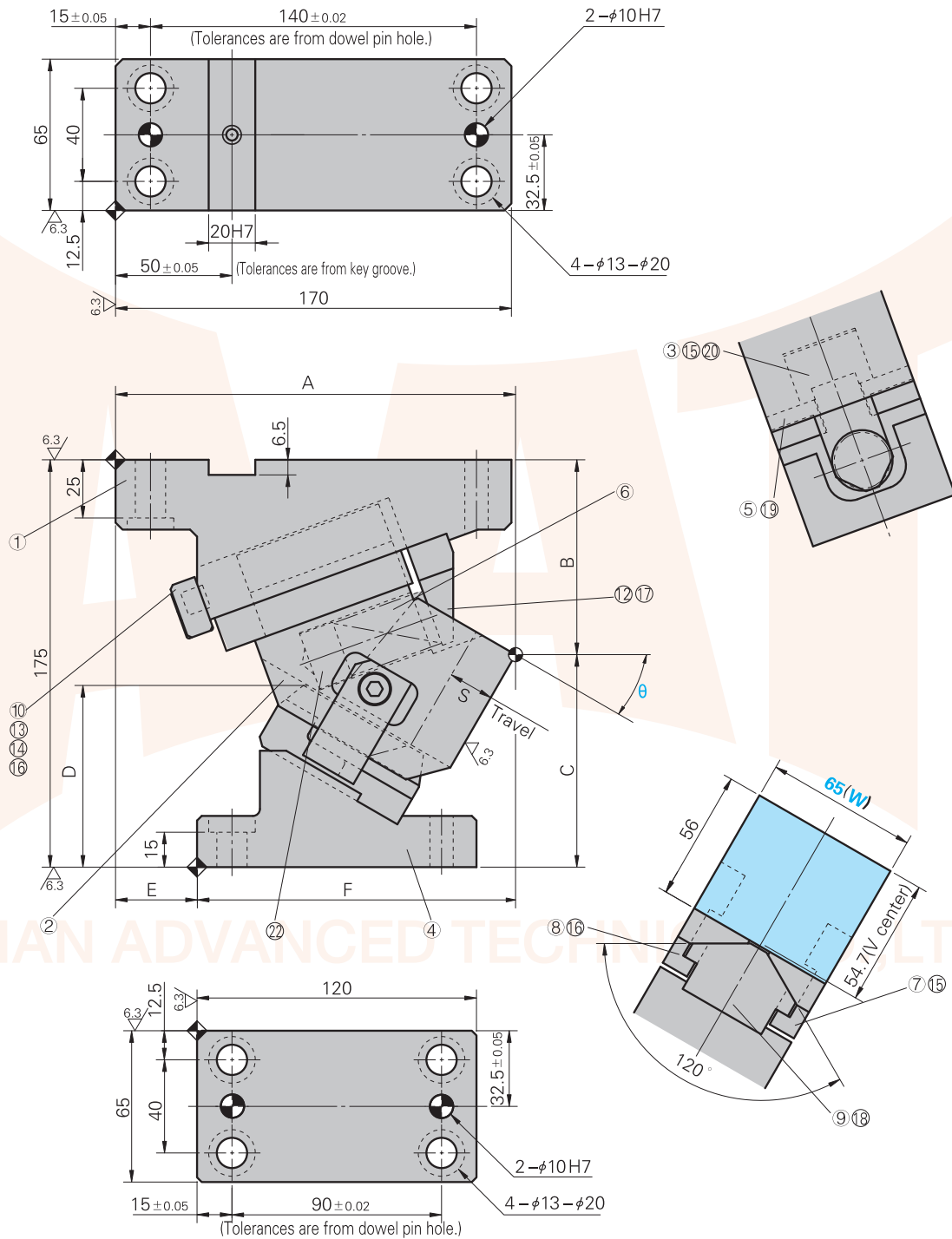


Aerial Cam Unit

- UCMSG -

B - UCMSG65 (00° ~ 60°)



Aerial Cam Unit

- UCMSG -

W	θ	S	A	B	C	D	E	F
B-UCMSG65	0	15.00	170.00	60.00	115.00	58.00	-70	100.00
	5	15.60	170.36	67.22	107.78	57.10	-65	105.36
	10	15.60	175.07	69.88	105.12	61.10	-62.5	112.57
	15	17.00	174.09	72.92	102.08	65.30	-55	119.09
	20	18.40	172.40	76.28	98.72	70.20	-45	127.40
	30	19.50	171.78	83.71	91.29	78.10	-35	136.78
	40	23.10	163.07	91.63	83.37	84.50	-20	143.07
	50	24.90	170.00	104.50	70.50	91.10	-5	151.22
60	32.00	146.29	116.78	58.22	103.10	15	161.29	

Table of Components

No.	Description	Qty	Material and Remark
①	Cam Holder	1	HT250
②	Cam Slider	1	HT250
④	Cam Dirver	1	HT250
⑤	Slide Plate	2	Bronze
⑥	Coil Spring	1	
⑦	Positive Return Follower A	1	45
⑧	Positive Return Follower B	2	45
⑨	Cam Slide Guide	1	Bronze
⑩	Stopper Plate	1	Q235
⑫	Spring Block	1	Q235
⑬	Urethane Stopper	2	\varnothing 10 x 5
⑯	Hexagon Socket Head Bolt	4	LSC-M8-18
⑰	Hexagon Socket Head Bolt	2	M 8 x 20
⑱	Hexagon Socket Head Bolt	2	M 10 x 30
⑲	Hexagon Socket Head Bolt	2	M 8 x 16

ASIAN ADVANCED TECHNICA CO.,LTD.

Option Code	Specification
K	Dedicated key is attached. (It is not assembled to the main unit.)

Order No :

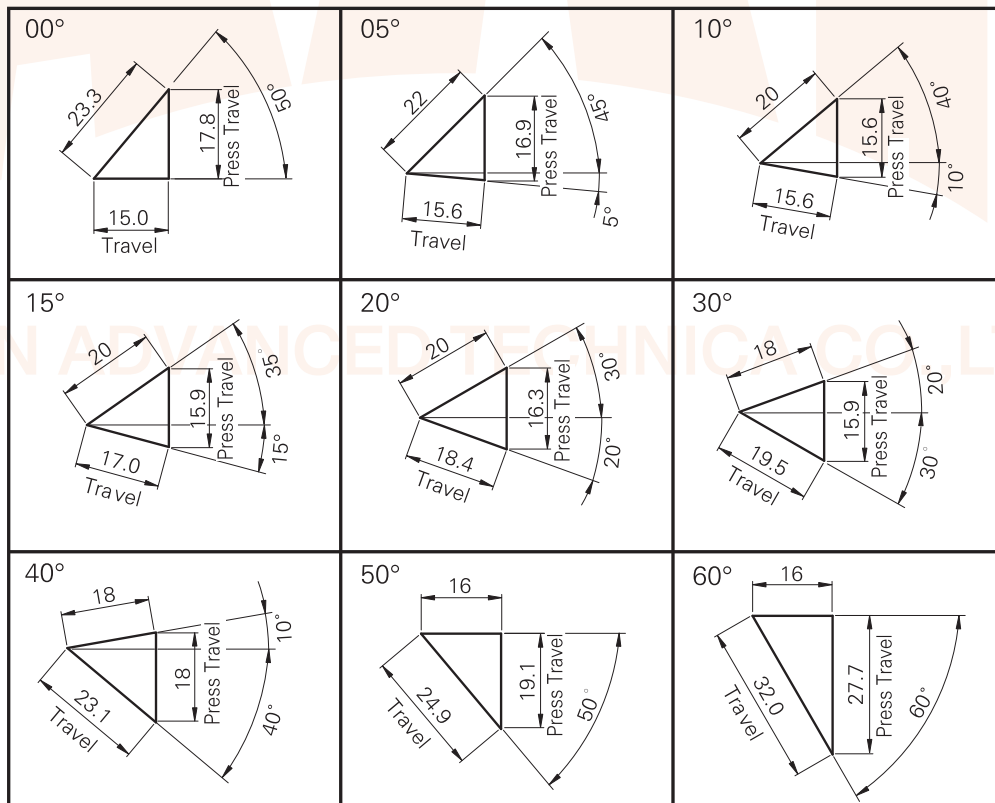
Catalog No.	(W)	-	(θ)
B - UCMSG	65	-	60

Aerial Cam Unit

- UCMSG -

Catalog No.	(W)	(θ)	Travel S	Working Force kN(tonf)		Spring Force N (kgf)		Total Weight kg
				Standard Working Force (one million strokes)	Allowable Working Force (300,000 strokes)	Initial Load	Final Load	
B-UCMSG	65	00	15.0	29.4 (3.0)	58.8 (6.0)	245.4 (25.0)	834.9 (85.1)	10.7
		05	15.6			278.3 (28.4)	834.9 (85.1)	10.4
		10				236.8 (24.1)	828.8 (84.3)	10.2
		15	17.0					9.9
		20						
		30	19.5			176.0 (18.0)	809.6 (82.6)	9.6
		40	23.1			9.5		
		50	24.9			9.9		
		60	32.0			246.4 (25.1)	11.1	

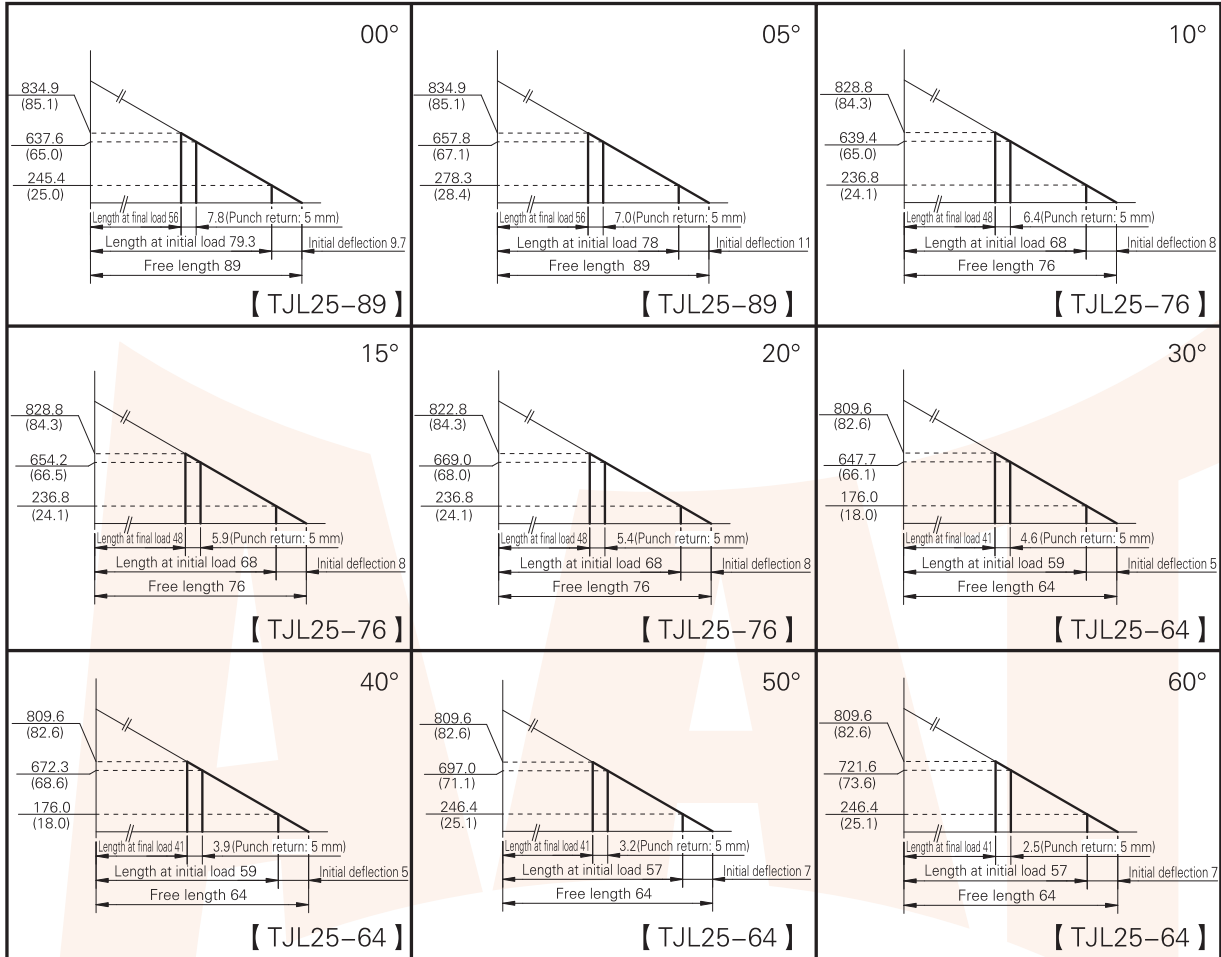
Cam Diagram



Aerial Cam Unit

- UCM5G -

Spring Diagram



ASIAN ADVANCED TECHNICA CO.,LTD.

Aerial Cam Unit